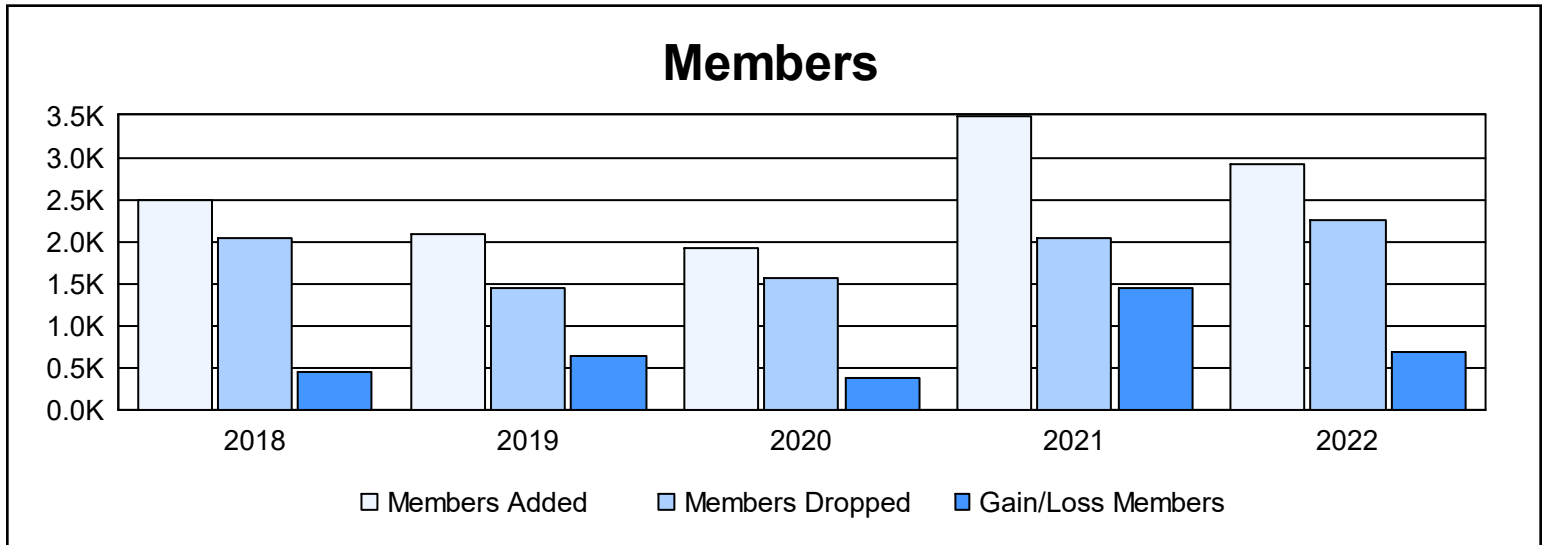
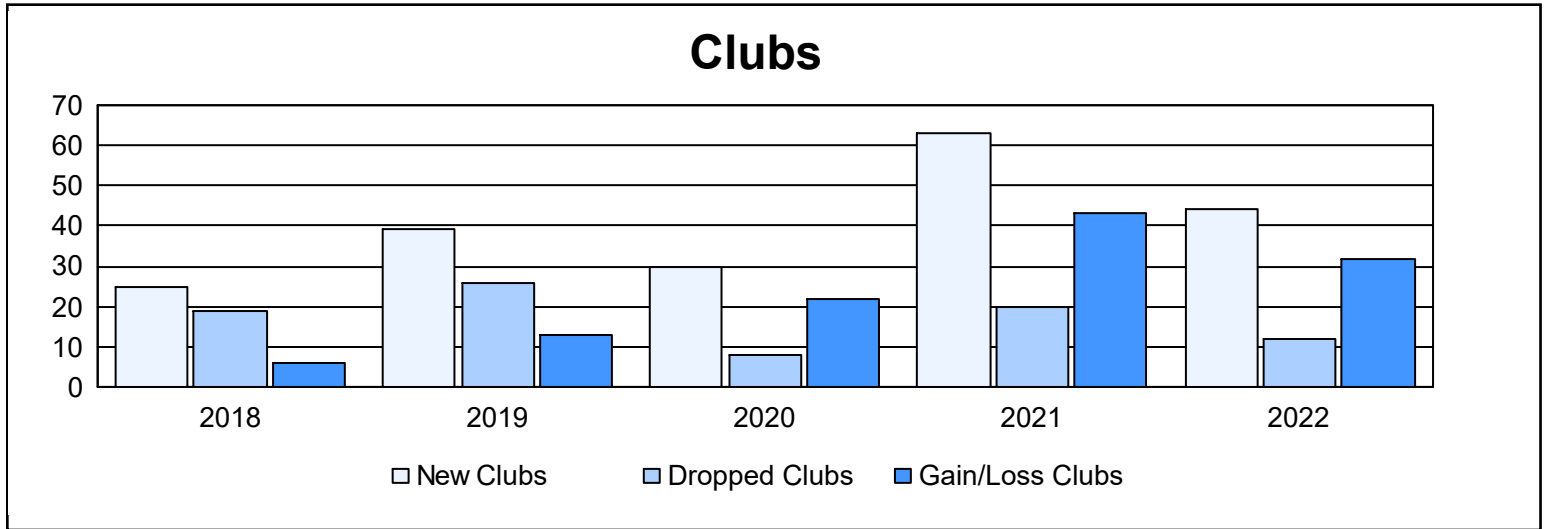
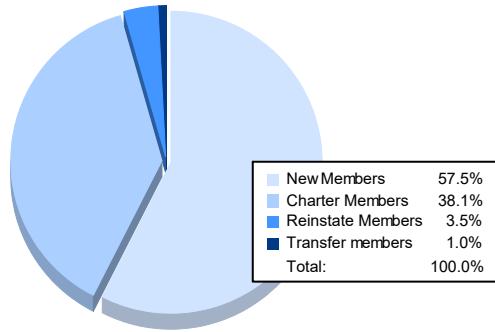


Year	New Clubs	Dropped Clubs	Gain/ Loss Clubs	New Members	Charter Members	Reinstate Members	Transfer Members	Total Member Added	Total Members Dropped	Gain/ Loss Members
2017-2018	25	19	6	1,384	815	284	17	2,500	2,043	457
2018-2019	39	26	13	1,037	927	110	20	2,094	1,455	639
2019-2020	30	8	22	962	814	137	16	1,929	1,561	368
2020-2021	63	20	43	1,819	1,542	82	47	3,490	2,043	1,447
2021-2022	44	12	32	1,678	1,111	102	28	2,919	2,244	675
<b>Average</b>	<b>40</b>	<b>17</b>	<b>23</b>	<b>1,376</b>	<b>1,042</b>	<b>143</b>	<b>26</b>	<b>2,586</b>	<b>1,869</b>	<b>717</b>



### Membership Composition June 2022 Cumulative



### Gender Composition June 2022 Cumulative

